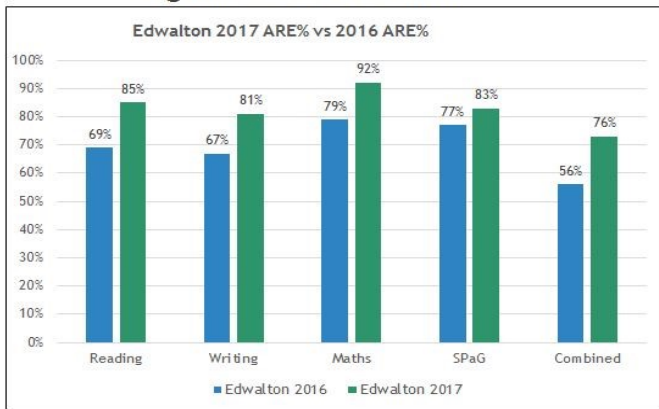


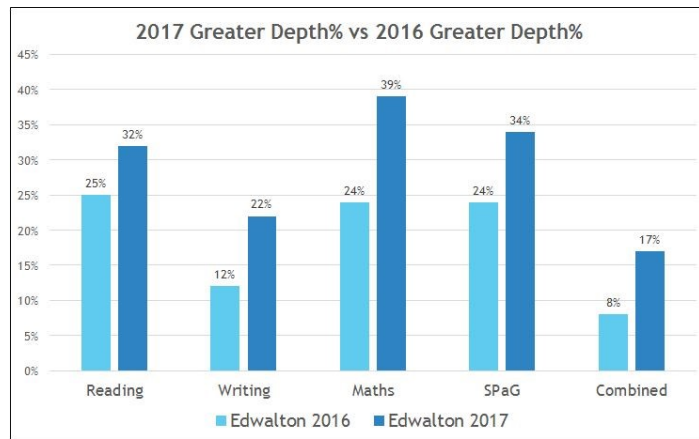
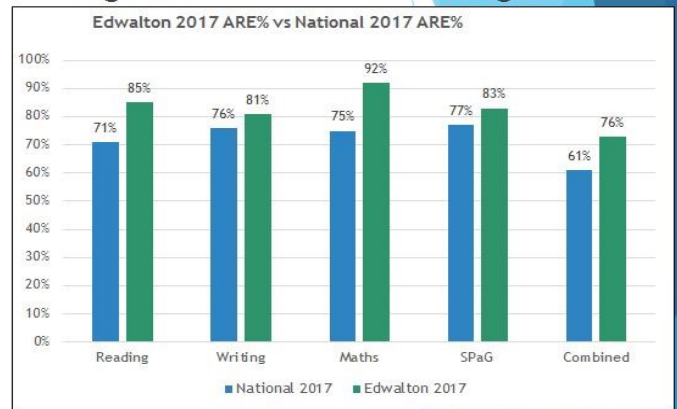
2016-17 Summer Term KS2 SATS DATA

I would like to express my appreciation to all the Year 6 Team for their SATS results this year. We couldn't be prouder of the children in terms of their effort, attitude and achievement and we thank you all for your amazing support over the year in gaining these results. A great springboard for secondary education.

Against 2016's Results:



Against 2017's National Average:



KS1 Report Data Overview

National Data for Key Stage 1 is expected to be up 2-3 points

	Reading 2016	Reading 2017	Writing 2016	Writing 2017	Maths 2016	Maths 2017
A.R.E.	81%	79%	71%	69%	87%	83%
G.D.	26%	22%	27%	17%	32%	24%
National	74%	Predicted to be approx. 76%	65%	Predicted to be approx. 67%	73%	Predicted to be 75%

Early Years Foundation Stage Data

62 children in the cohort. An emerging picture of continued stronger results for the youngest children.

2014-15		2015-16		2016-17	
School	National	School	National	School	National
60.7%	66.3%	56.4%	68%	74%	-

Academic results are improving. The dynamic flair of the curriculum and the unique characteristics of the school are not being compromised by the SATS or testing. We are a unique school and long may it continue!